

PUMPSQUARE®

PUMP



Foot Mounted Pump with Outboard Bearing & Perpendicular Ports

SB-OX

SHUTTLE BLOCK PUMPS
OSCILLATION ROTARY PISTON PUMP

PRESSURE UPTO 10 BAR

CAPACITY UPTO 1000 LPM

VISCOSITY UPTO 2,00,000 cSt

OPERATING TEMPERATURE UPTO 250°C



Foot Mounted Pump with Inboard Bearing & Perpendicular Ports




Flange Mounted Pump with Relief Valve, Close Coupled to Foot Mounted Built-In Speed Reducer



Foot Mounted Pump with Outboard Bearing, Built In Relief Valve, Partial Jacketing & In-Line Ports

Foot Mounted Pump with Outboard Bearing, Built-In Relief Valve & In Line Ports



www.pumpsquare.com

Call +91-800-00-PUMPS or +91-800-00-78677 For Your Pumping Solution Requirements

WORKING PRINCIPLE

The shuttle block pump is a **positive displacement pump**, which mainly consist of three components: **rotor, piston and shuttle**. The **liquid-tight fit reciprocation** of double acting piston in the rotor slot **ensures high efficiency and suction power**. This action of piston results due to the **rotating shuttle on shuttle pin, which is placed eccentrically inside a rotor**. Thereby, the fluid is caused to fill the pockets on suction side and get emptied **smoothly and without any shear and churning on a discharge side**. **The robust design of this pump** is precisely executed by using advanced CNC machines, making our pumps **highly reliable and assures quality with minimum leakage and exceptionally long service life**. Our shuttle block pumps are **highly suitable to continuously handle wide range of viscous fluids with an enormously silent operation**. Furthermore, it is designed to **delivers vibration free pumping with minimum run out** by incorporating single shaft design supported by long sleeve bearing and external ball bearing. **The Front Pull-Out design of this pump enables a simple, convenient and quick inspection and maintenance of pump**. This pump has a **unique feature to manually change the clearances as well as adjust and compensate wear for longer pumping life**.

TECHNICAL DATA

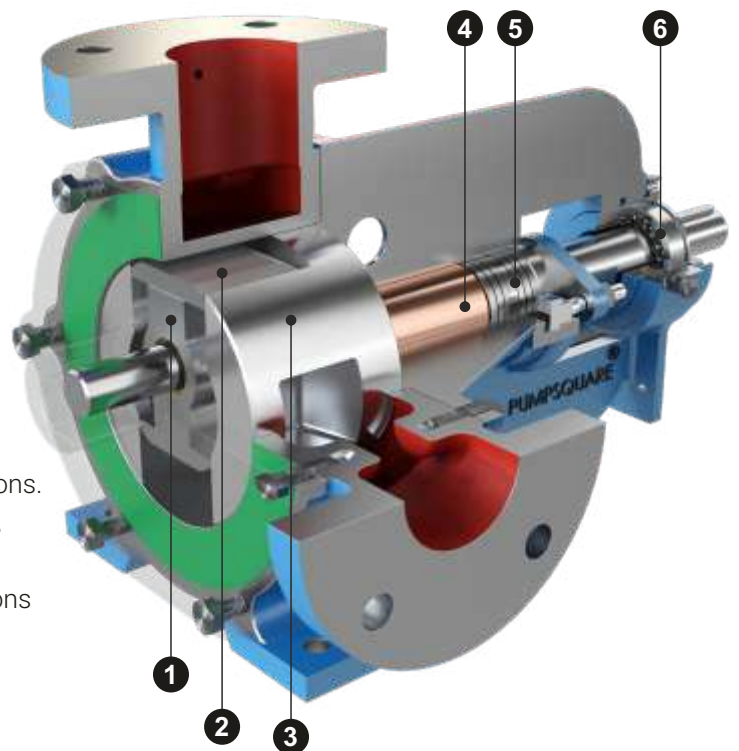
- ▶ Mounting: : Horizontal Foot Mounted
Horizontal Flange Mounted
Pulley Mounted
- ▶ Jacket : Fully Jacketed / Partial Jacketed
- ▶ Relief Valve : Built-In / No Relief Valve
- ▶ Sealing : Gland Packing, Mechanical Seal
or Seal-less Magnetic version

APPLICATIONS

- ▶ Mainly applicable for handling dirty liquids.
- ▶ Loading-unloading of tank lorries and rail wagons.
- ▶ High viscous fluid such as Bitumen, Molasses, etc. can be pumped easily.
- ▶ For Decanting, Tanking and Process Applications


INDUSTRY

- ▶ Petrochemical
- ▶ Oil and Gas
- ▶ Sugar Plant
- ▶ Food
- ▶ Chemical
- ▶ Pharmaceutical
- ▶ Paint & Paper
- ▶ Pharma



- ① Shuttle
- ② Piston
- ③ Rotor
- ④ Bush
- ⑤ Gland Packing
- ⑥ Ball-Bearing

WORKING PRINCIPLE



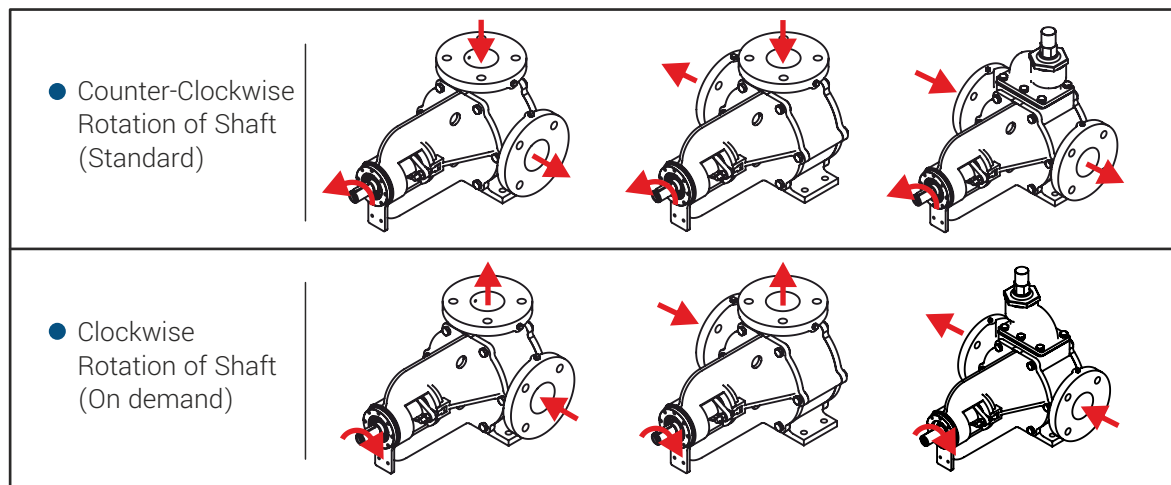
TYPICAL LIQUID LIST

Thin Products: Olive Oils, Thermal Oils, Acetone, Alcohol, Benzol, Styrene, Hexane, Diesel, Gasoline, Aliphatic Hydrocarbons, Aromatic Hydrocarbons, Kerosene, Toluene, White Spirit.

Thick / Sticky Products: Industrial Oils, Mineral Oils, Adhesives, Additives, Tars, Asphalt, Varnish, Polyvinyl Chloride, Urea or Phenol Glue, Cosmetics, Toothpaste, Detergent, Emulsions, Diesel Oil, Grease, Isocyanate, Soap, Molasses, Paraffin, Refinery Pastes, Paint, Plastic, Polyol, Resins, Silicates, Elbow Grease, etc.

Food Products: Edible Oils, Creams, Chocolates, Glaze, Glucose, Syrup, Juice, Butter, Mayonnaise, Jam, Honey Pasta, Cookie Dough, Cake Ratter Tomato Paste etc.

PORT POSITION



DRIVER & MOUNTING OPTIONS



Motorized Unit consisting of Foot Mounted Pump with Base Plate and V-Belt Transmission



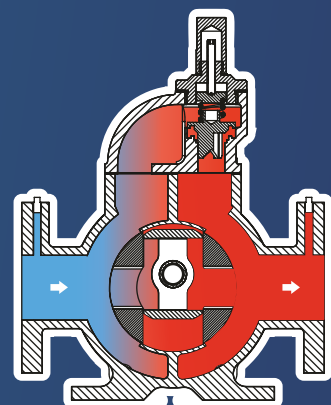
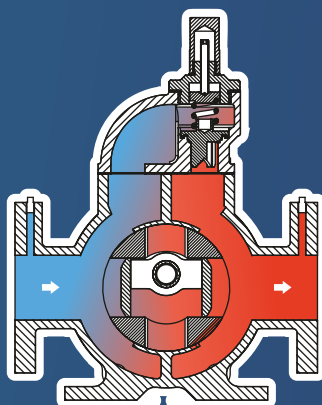
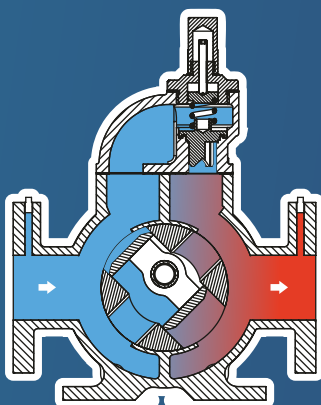
Motorized Unit Consisting of Foot Mounted Pump with Base Plate, Directly Coupled to Geared Motor



Motorized Unit Consisting of Flange Mounted Pump with Bell Housing, Coupling and Electrical Motor



Motorized Unit Consisting of Foot Mounted Pump with Base Plate, Flexible Coupling and Electrical Motor



MATERIAL OF CONSTRUCTION

Designation	Pump Housing & Covers	Bush Bearing	Shaft	Rotor	Shuttle	Piston	Pin
FI	Cast Iron	Bronze	Alloy Steel	Cast Iron	Steel	Cast Iron	Alloy Steel
IA	Cast Iron	Iron	Alloy Steel	Cast Iron	Steel	Cast Iron	Alloy Steel
FB	Cast Iron	Bronze	Alloy Steel	Bronze	Steel	Bronze	Alloy Steel
BA	Bronze	Bronze	Alloy Steel	Bronze	Bronze	Bronze	Monel

PUMP PERFORMANCE TABLE

PUMP MODEL	SB-01 INLET X OUTLET (NB 2", ANSI, B16.5, 150#,FF)		SB-02 INLET X OUTLET (NB 3", ANSI, B16.5, 150#,FF)		SB-03 INLET X OUTLET (NB 4", ANSI, B16.5, 150#,FF)		Std. Available Gearbox Ratios
	PUMP SPEED (RPM)	Flow (LPM)	Power (kW)	Flow (LPM)	Power (kW)	Flow (LPM)	
960	250	5.00	N.A.	N.A.	N.A.	N.A.	1.5:1
720	187	3.76	403	8.11	N.A.	N.A.	2:1
576	150	3.00	323	6.50	1000	20.12	2.5:1
480	125	2.50	270	5.43	845	17.00	3:1
360	98	1.97	210	4.22	660	13.27	4:1
288	75	1.50	160	3.22	507	10.20	5:1
240	62	1.25	134	2.70	420	8.45	6:1

The data given in the above table are at 6 bar and 40 cSt and subjected to change, Hence contact PUMPSQUARE for accurate performance details. Test Standard as per VDMA 24284 G.II CL.II.

Important Note:

- Minor Repair Kit (Static Seal + Dynamic Seal Kit + Bush)
- Major Repair Kit (Rotor + Shuttle + Piston + Shaft + Pin + Minor Repair Kit)
- Interchangeability to your existing installed pump can be guaranteed.
- Reduced Stroke Length and Variable Volume Control Head Pumps are available on demand.

Important Note: Shuttle Block Pump currently Available in Stainless Steel Construction

We also Manufacture

INTERNAL GEAR PUMPS
INTERNAL LOBE PUMPS
EXTERNAL LOBE PUMPS
STRAINERS

RELIEF VALVES

TWIN SCREW PUMPS

EXTERNAL GEAR PUMPS

PROGRESSIVE CAVITY PUMPS

SIMPLEX / DUPLEX FILTERS

THREE SCREW PUMPS

FLEXIBLE IMPELLER PUMPS

PERISTALTIC PUMPS

However it can be offered in customized material based on your specialized application.



PUMPSQUARE SYSTEMS LLP.



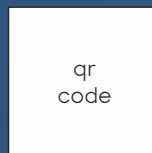
Plot No.: 1903, Phase-IV, GIDC,
Vithal Udyog Nagar-388121 (Guj.) India.



Ph# +91 02692 238677 |
Mobile# +91 9327264813 |
info@pumpsquare.com



www.pumpsquare.com



qr
code

Authorised Dealer Stamp

101400105000000

Call +91-800-00-PUMPS or +91-800-00-78677 For Your Pumping Solution Requirements